

Republic of Congo

Out of School Children of the Population Ages 7-14

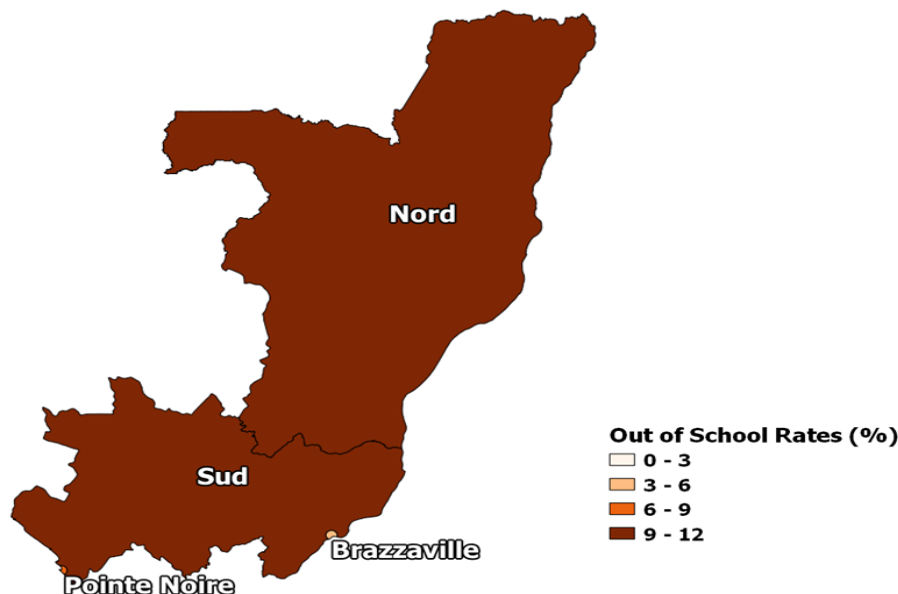
Number Out of School
58,000

Percent Out of School
9%

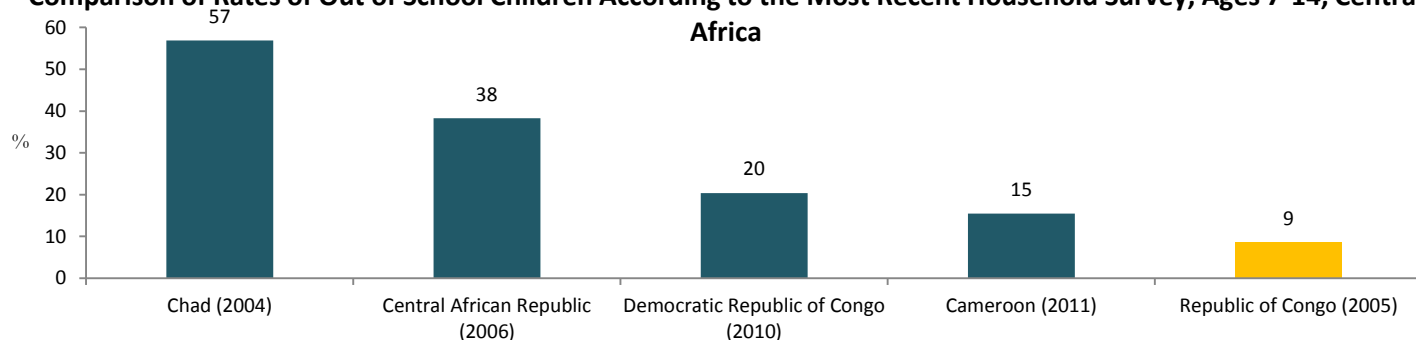
Source: Demographic and Health Survey (DHS) 2005

Comparison of Rates of Out of School Children Ages 7-14 across Republic of Congo

Exact estimated rates and 95% confidence intervals for estimates are provided later in the profile.



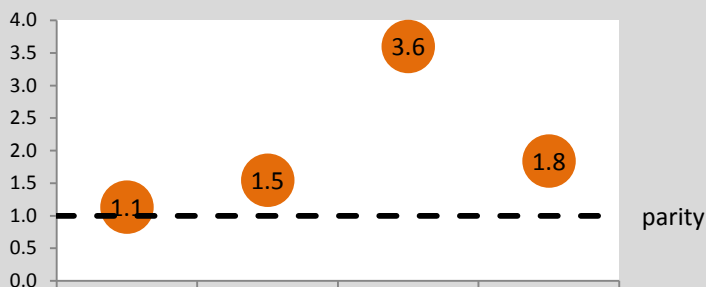
Comparison of Rates of Out of School Children According to the Most Recent Household Survey, Ages 7-14, Central Africa



The Structure of the Education System in Republic of Congo

By national classifications, Republic of Congo has a 6-4-3 formal education structure with an official entry age of 6 for primary school. In principle, public school is free and primary school is compulsory. Students sit for the Certificate d'etudes primaire elementaire (CEPE) at the end of grade 6, and the Brevet d'etudes du primaire cycle (BEPC) at the end of grade 10. (UNESCO IBE, World Data on Education. Revised 11/2010).

Parity Indices



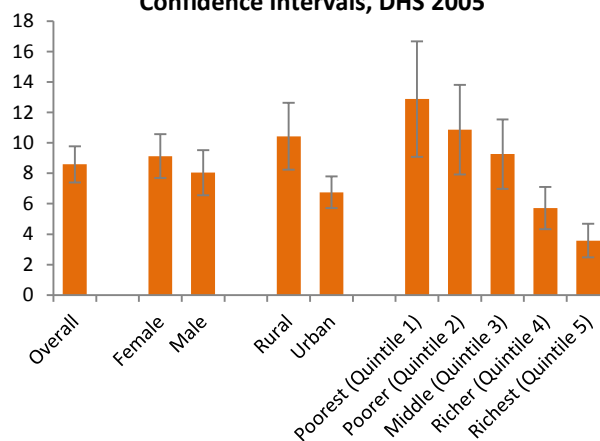
● Parity indices provide information about the greatest sources of inequality in a population. The graph at left provides ratios of different estimates of children aged 7-14 who are out of school. It shows, for example, that the out of school rate in rural areas is 1.5 times higher than that in urban areas.

● For Republic of Congo, the greatest disparity in out of school rates is between children from the poorest and richest quintiles. Children from the poorest quintile are 3.6 times as likely to be out of school as children from the richest quintile.

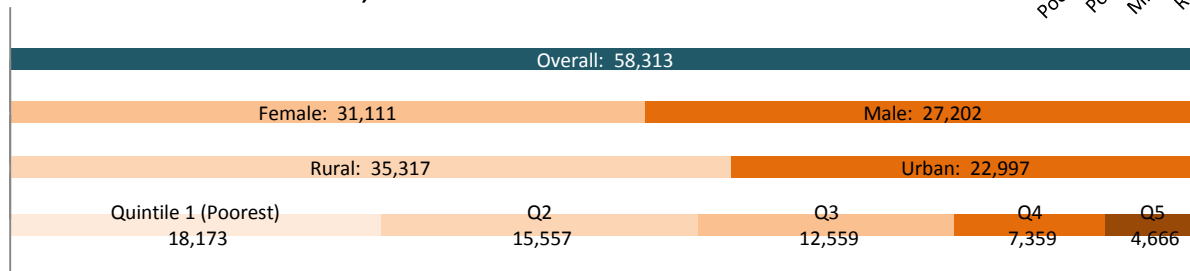
Out of School Children by Individual and Household Characteristics

- More girls (9% or 31,111) are out of school than boys (8% or 27,202) in Republic of Congo.
- Out of school rates for children from rural areas (10%) are higher than those for children from urban areas (7%). In terms of absolute numbers, there are more children out of school in rural areas (35,317) than in urban areas (22,997).
- Out of school rates are highest for children in the poorest wealth quintile (13%).

Rates of Out of School Children (%), with 95% Confidence Intervals, DHS 2005



Numbers of Out of School Children, DHS 2005



About Data Sources

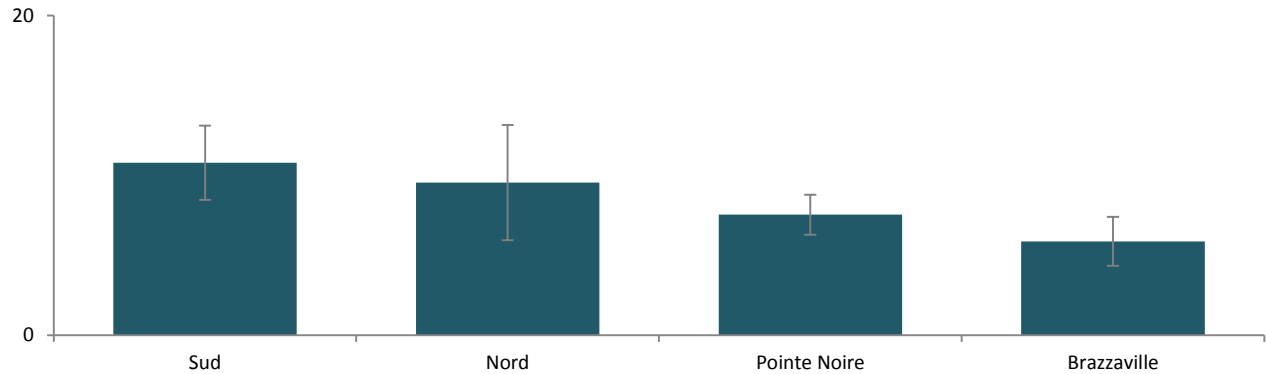
All out of school estimates presented in this profile are EPDC extractions of Demographic and Health Survey (DHS) data. DHS Surveys are conducted every several years and collect information on health, education, and other topics for households and individuals residing in those households. The 2005 Republic of Congo DHS Survey is representative at the national and subnational level. For more information, please see <http://www.measuredhs.com/>.

Estimates of out of school children from household surveys can be expected to differ from administrative estimates, such as those from the UNESCO Institute for Statistics and national government agencies, because of differences between these sources in data collection and estimation methods for measuring school participation. For more information on the differences between these data sources, please see www.epdc.org.

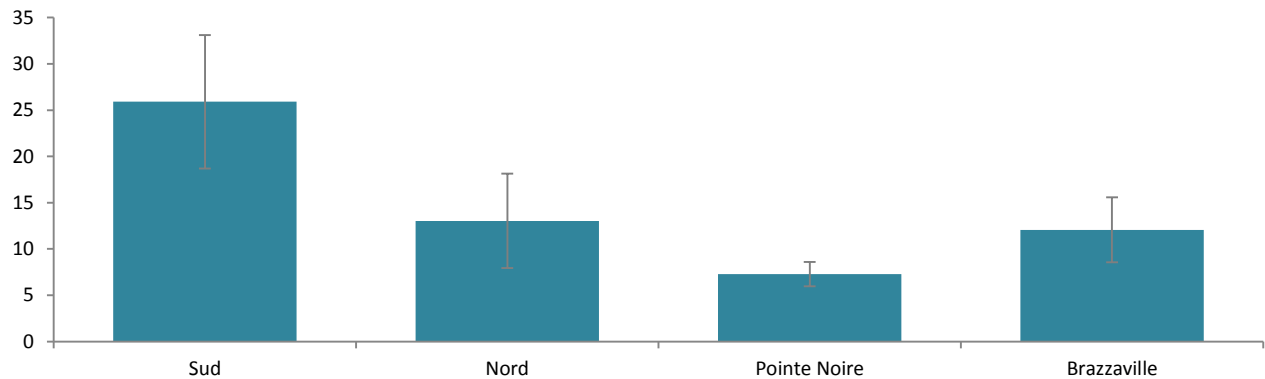
Out of School Children by Subnational Regions

- The subnational region with the highest percentage of children out of school is Sud (11%). Brazzaville has the lowest rate of school non-participation (6%).
- The highest numbers of out of school children are located in Sud (25,916). Pointe Noire has the lowest numbers of out of school children (7,288).

Rates of Out of School Children by Subnational Region (%), with 95% Confidence Intervals, DHS 2005



Numbers of Out of School Children by Subnational Region (# in thousands), with 95% Confidence Intervals, DHS 2005



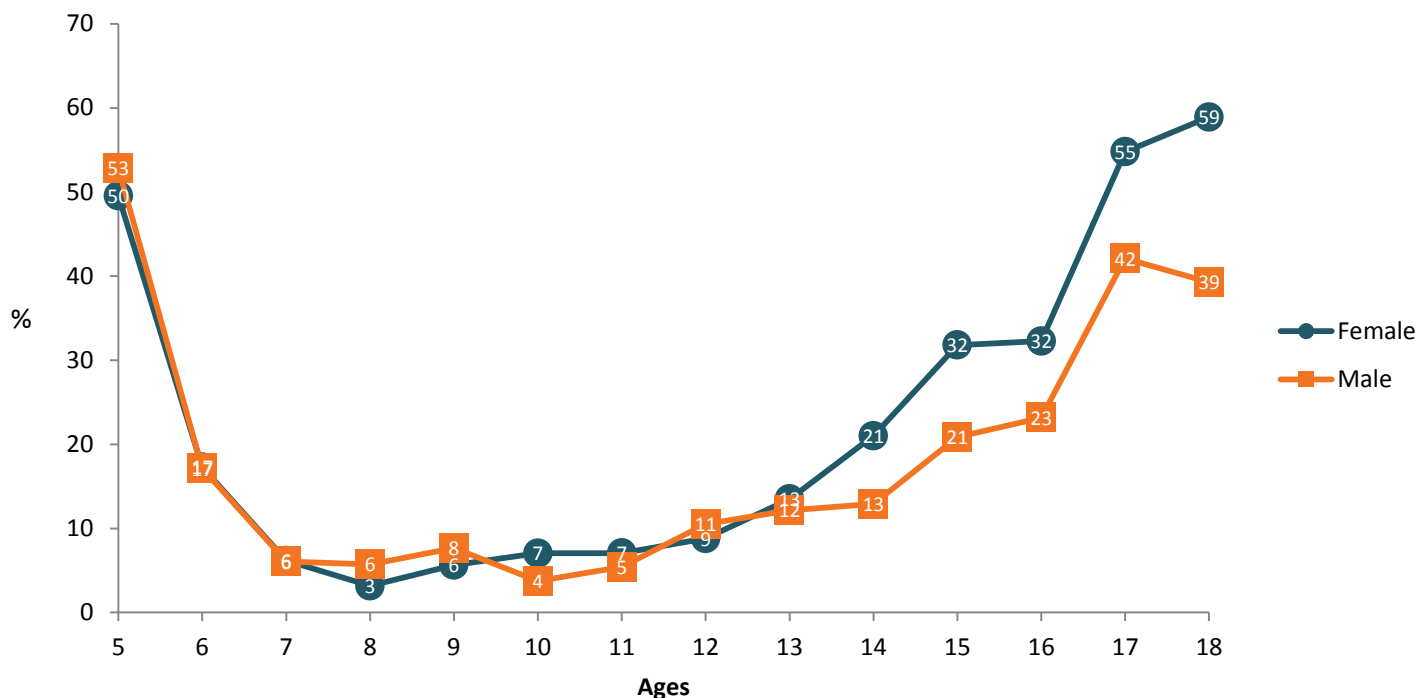
Why Ages 7-14?

EPDC presents data for ages 7-14. This age group captures the bulk of basic compulsory education in most countries, aids cross-national comparability of estimates, and conveys the normative international frameworks set by the Convention on the Rights of the Child and supported by the ILO Minimum Age Convention.

Out of School Rates by Age and Sex

- The official primary school entry age in Republic of Congo is age 6. At that age, 17% of girls and 17% of boys are out of school.
- At age 15, 32% of girls and 21% of boys are out of school.
- School participation is highest for girls at age 8 and for boys at age 10.

Out of School Rates, by Age and Sex



Summary of EPDC Methodology on Measuring Out of School Children

In this profile, EPDC presents estimates of the proportion and number of out of school children of the population ages 7-14 using household survey data. Along with relative and absolute estimates of out of school children, EPDC provides 95% confidence intervals for each estimate.

To create estimates of the proportion of out of school children for a particular school year, EPDC used birthdate information to identify children who were of a particular age range (7-14) on the month that the school year began. Children who had attended primary school or higher at any time during the school year were classified as 'in school;' Children who had not attended school at any time during the school year, or who had attended pre-school during that reference period were classified as 'out of school.' The proportion of children who are out of school is calculated as the number of children within the 7-14 age range who were classified as out of school divided by the number of children within the same age range.

To obtain the number of out of school children, the out-of-school rate is then applied to the estimated population of the same age range from the UN Population Division (EPDC obtained single-age population estimates to build the correct age range). UN Population Division figures are provided for mid-year each year, and EPDC uses the population figures from the year closest to the start of the school year in each country. Depending on a country's main academic calendar, the population figure may be from the year before the school participation year.

For more information on measurement of out of school children, please see the EPDC website at www.epdc.org.

EPDC Estimated Rates and Numbers of Out of School Children based on DHS 2005 Presented with 95% Confidence Intervals

	Lower limit of 95% confidence interval	Estimated proportion of out of school children of the population ages 7-14 (%)	Upper limit of 95% confidence interval	Lower limit of 95% confidence interval	Estimated number of out of school children of the population ages 7-14 (#)	Upper limit of 95% confidence interval
National	7	9	10	48,711	58,313	67,916
Sex						
Female	8	9	11	25,140	31,111	37,082
Male	7	8	10	21,727	27,202	32,678
Area						
Rural	8	10	13	26,606	35,317	44,027
Urban	6	7	8	18,956	22,997	27,038
Relative Wealth						
Poorest Quintile	9	13	17	11,973	18,173	24,372
Poorer Quintile	8	11	14	10,452	15,557	20,662
Middle Quintile	7	9	12	8,734	12,559	16,384
Richer Quintile	4	6	7	5,396	7,359	9,322
Richest Quintile	2	4	5	3,116	4,666	6,216
Regions						
Sud	8	11	13	18,702	25,916	33,131
Nord	6	10	13	7,929	13,037	18,145
Pointe Noire	6	8	9	5,974	7,288	8,601
Brazzaville	4	6	7	8,559	12,072	15,586